

## Information for New Users

The JCR is an essential, comprehensive, and unique resource tool for journal evaluation, using citation data drawn from over 7,000 journals from over 3,000 publishers worldwide. The JCR on CD-ROM gives you all the advantages of a Windows interface, while showing the relationship between citing and cited journals in a clear, easy-to-use framework.

*The JCR is the only source of citation data on journals, and includes virtually all specialties in the areas of science, technology, and social sciences. The JCR can show you the:*

- highest impact journals
- most frequently used journals
- hottest journals
- largest journals







The Journal Rankings Window is the home base of the JCR on CD-ROM. It contains the basic journal and citation data, and is where all operations are initiated.








Journals in the Journal Rankings Window are presented initially in alphabetical order by ISI journal abbreviation. The scrolling-grid format includes the following information for each journal:

- Current Rank (initially, alphabetical order)
- Abbreviated Journal Title
- ISSN
- Total Cites
- Impact Factor
- Immediacy Index
- Total Articles
- Cited Half-Life

From within this grid you can mark journals of interest to you, and sort or filter the list.

The top of the Journal Rankings Window displays standard Windows-style *pull-down menus*, including *online help*, providing quick answers to your questions. For easier access to many of the features in the pull-down menus, the following *toolbar buttons* are also provided. (*Click on the individual toolbar buttons below to see further information relating to each button topic. Click on the highlighted terms next to the buttons for definitions.*)

-  View **publisher information** for the highlighted journal
-  View citing journals for the highlighted journal
-  View cited journals for the highlighted journal
-  View Source Data Listing for the highlighted journal
-  Sort journals
-  Filter journals

-  View impact factor calculation for the highlighted journal
-  View immediacy index calculation for the highlighted journal
-  View cited half-life calculation for the highlighted journal
-  **Move to other journal titles**, for easier navigation than using the scrollbar
-  **Print file**, to keep a printed copy of your marked/sorted/filtered list
-  **Save file**, to keep a file copy of your marked/sorted/filtered list
-  View **Help** for the JCR on CD-ROM

The *status bar* at the bottom of the Journal Rankings Window displays passive information on the current state of settings for sort and filter, as well as the total number of journals currently displayed and number of journals marked.

Before you can use the JCR, you must open a database. Only one database may be accessed at a time.

#### **To Open a Database:**

If your system has only one CD-ROM drive:

- The database in your CD-ROM drive will automatically be opened, and the Journal Rankings Window will be displayed.

If your system accesses more than one CD-ROM drive:

- Select **Open a JCR Database** from the File menu to display the list of available JCR databases.
- Highlight the database you wish to open and click the Open button. At that time the Journal Rankings Window for your selected database will be displayed.

**NOTE:** If no databases were found, the following message will be displayed:

**No JCR databases were found. Please make sure the CD drive is turned on and properly connected and try again.**

That's all you need to know to get started...and remember, you can always press F1 from anywhere in the program to get help with your current task.